

# AUTOMATIONS FOR SWINGING GATES

for 3 m and for 5 m



Key-operated unlocking system accessible from top: Perfect also in areas where there is limited space



High quality metal gear guaranteeing strength and reliability



Stem cover accessory suited to extreme climates. Innovative (telescopic), saving space at the front.



Thrust on axis

HEADY	
BRAINY	
HEADY24	
BRAINY24	

LEGEND ON PAGE 11



# BILL BILL24

## SURFACE MOUNTING

- 230 Vac irreversible electromechanical geared motor
- Neat design and size, particularly suited to forged iron gates
- Worm protected by a scraper ring and stainless steel stem, suitable for use in dusty and sandy environments or where there are aggressive atmospheric agents
- Available in right or left version with 300 mm stroke (BILL30M series) or 500 mm stroke (BILL50M series).
- Quick and easy to install, thanks to reduced size and installation requirements.

### 24 Vdc

- 24 Vdc irreversible electromechanical geared motor for intensive use
- Anti-crushing system with amperometric sensor
- Prepared for battery back-up system






TECHNICAL DATA	BILL30M	BILL50M	BILL3024	BILL5024
Power supply	230 Vac	230 Vac	230 Vac	230 Vac
Motor supply	230 Vac	230 Vac	24 Vdc	24 Vdc
Max. absorbed current	1,35 A	1,35 A	5 A	5 A
Thrust	3200 N	3200 N	2000 N	2000 N
Opening time	16"	21"	13"	17"
Operation cycle	30%	30%	intensive use	intensive use
Standard stroke	300 mm	500 mm	300 mm	500 mm
Max stroke	320 mm	520 mm	320 mm	520 mm
Protection level	IP 54	IP 54	IP 54	IP 54
Operating temp.	-20°C /+50°C	-20°C /+50°C	-20°C /+50°C	-20°C /+50°C
Leaf max dimension	3 m	5 m	3 m	5 m
Weight	6,5 Kg	7,1 Kg	4,9 Kg	5,5 Kg
Items no. per pallet	66	55	66	55

**B.SR**




Multiposition brackets for one operator  
BILL30M/50M/3024/5024.

**BILL30.CO**



Telescopic stem cover accessory for models  
BILL30M and BILL3024

**BILL50.CO**



Telescopic stem cover accessory for models  
BILL50M and BILL5024

**DU.V96**



12 Vdc vertical electric lock, supplied with counterplate.  
Permits external release

**DU.V90**



12 Vdc horizontal electric lock, supplied with counterplate.  
Permits external release

**DU.9990**



Covering plate for DU.V90

**E.LOCK**



230 Vac vertical electric lock, supplied with counterplate.  
(ideal for HEADY)

**E.LOCKSE**




Extended cylinder for E.LOCK electric lock. It allows to unlock gates up to 55mm-thick from the outside

**ID.TA**




Aluminium warning board  
Available in different languages

**HEADY**



230 Vac control panel with built-in 433.92 Mhz 64-code receiver, integrated display and fixed slowing-down functions.  
(for full features see page 154)

**BRAINY**



230 Vac control panel with built-in 433.92 Mhz 64-code receiver, integrated display and a number of operating logics. Inputs to connect the encoder (for full features see page 152)

**HEADY24**



24 Vdc control panel for swinging gates. Programmable through the display, built-in 433.92 Mhz 64-code receiver. (for full features see page 162) Only for BOB2124,BOB3024,BILL24 models

**BRAINY24**




24 Vdc control panel for swinging gates with a number of operating logics. Programmable through the display, built-in 433.92 Mhz 64-code receiver.(for full features see page 162)

**NIMH.CB**



Accessory with CBY.24V battery charger card, NIMH batteries and support.

**BRAINY24.CB**



Accessory for BRAINY24 with CBY.24V battery charger, 1.2 Ah batteries and base.

**CBY.24V**



Battery charger card. The CBY.24V card allows to charge two different types of nickel metalhydrate and lead batteries.

**DA.BT6  
DA.BT2**



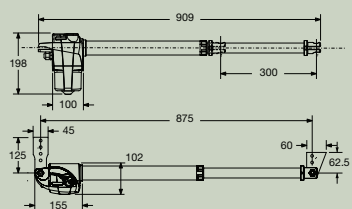
DA.BT6: 7Ah 12 VDC Battery  
DA.BT2: 2.1Ah 12 VDC Battery  
DA.BT6 need must be fitted into an external box

**NIMH**

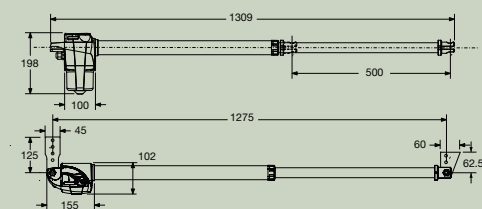


2 Ah , 24 Vdc NIMH batteries

**BILL30M  
BILL3024**

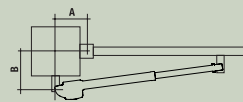


**BILL50M  
BILL5024**



**MEASURES**

	A	B
BILL30M/24	100-150 mm	100-150 mm
BILL50M/24	120-250 mm	120-250 mm



	BILL30M	BILL3024
2,1m	600 Kg	450 Kg
2,5m	500 Kg	400 Kg
3m	400 Kg	300 Kg

	BILL50M	BILL5024
2,1m	700 Kg	600 Kg
2,5m	700 Kg	600 Kg
3m	600 Kg	500 Kg
3,5m	500 Kg	450 Kg
4m	400 Kg	350 Kg
4,5m	350 Kg	300 Kg
5m	250 Kg	200 Kg

\* For leaves longer than 4m we advise to install an electric lock

**SETS AVAILABLE**

KBILL30M 33 Sets per pallet  
KBILL3024 44 Sets per pallet

p. 218 / 224